

WORKBOOK 4

# OBJECTIVES

When finished with the objectives workbook, list your 2-4 objectives on notes and place them below.

Objective		Objective		Objective		Objective	

WORKBOOK 5

# ASSESSMENT

After completing the assessment workbook, list the assessment criteria on notes and place them in the boxes below.

Assessment Criteria		Assessment Criteria		Assessment Criteria		Assessment Criteria	

Opening

Beginning of lesson



Midpoint


End of lesson

Closing

Start Time: \_\_\_\_\_

End Time: \_\_\_\_\_

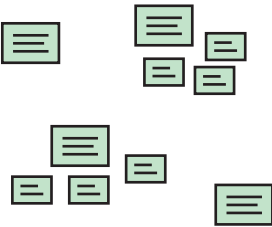
 Add activities here 

 Place content below

WORKBOOK 6

# CONTENT

When finished with the content workbook, group the related ideas in an open, unstructured space.

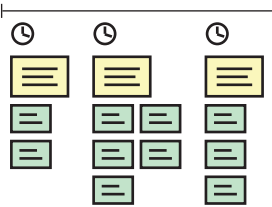


WORKBOOK 7

# ACTIVITIES

When finished with the activities workbook, add the activities to the timeline below.

Then add the content notes below each activity.  
Note the amount of time given for each activity.



WORKBOOK 8

# CRITIQUE

When the lesson plan is complete, begin the critique workbook and update the lesson plan as needed.

WORKBOOK 9

# REVIEW & REFLECT

After teaching the lesson, reflect and document possible improvements for the next time the lesson is given.

### 3: THE LESSON PLAN CANVAS

Results from the workbooks are added to the canvas, building a complete lesson plan